

THE STATE OF THE UNIVERSITY

Dr. Judy Bense
University President
September 24, 2014



2013-2014 OUR SUCCESSES



Focused on our Plans

UNIVERSITY *of* WEST FLORIDA

◀ 2012-2017 ▶

Strategic Plan




Strategic Plan

Academic Master Plan

Campus Master Plan




Institutional Recognitions





Program Distinctions

- **Engineering:** Ranked #5 for Top Online Engineering Colleges
- **Public Health:** Ranked as a Top Online Public Health Program
- **Legal Studies:** Ranked #24 as Best Bachelor in Legal Studies Program
- **Graduate School:** Listed as Best Education Graduate School for 2013-14





Program Distinctions

- 73% accredited; 13% planning for accreditation
- **Nursing**: MSN accreditation with Commission on Collegiate Nursing Education approved through 2019
- **Clinical Lab Sciences & Masters in Public Health** underwent review





Student Distinctions



Public Relations students awarded Grand All Golden Image Award

Engineering students placed 2nd of 20 in the NASA Hybrid Rocket Competition.





Student Distinctions



Logistics Team: 4th out of 16
in national competition

UWF chapter of HOSA (Health
Occupations Students of America)
received recognition as National
Post-Secondary Outstanding
HOSA Chapter





Student Distinctions



James Matthews: junior, chosen as an American Protégé International Piano and Strings Competition 2014 Honorable Mention Winner and performed at Carnegie Hall



UWF MBA Student places 1st in International Business Strategy Competition



Faculty Distinctions

Tenure:

- Dr. Jane Caffrey
- Dr. Jason Ortegren
- Dr. Lisa VanWormer
- Dr. Kevin Krieger
- Dr. Nancy Hastings
- Dr. Lakshmi Prayaga

Promotion:

- Dr. Robin Blyn
- Dr. Eman El-Sheikh
- Dr. Jocelyn Evans
- Dr. Barbara Larson
- Dr. Michelle Williams
- Dr. Esmail Mohebbi
- Dr. Diane Scott
- Dr. John Todorovich
- Ms. Melissa Gonzalez



Faculty Distinctions

Distinguished University Professors

Dr. Raid Amin, Mathematics & Statistics

Dr. Athena Du Pre, Communication Arts

Dr. Bill Huth, Marketing and Economics





Faculty Distinctions

\$23.9M Contracts and Grants

- **Dr. Steven Kass:** \$321,799 DOE
- **Dr. Richard Snyder:** \$647,606
- **Dr. Carla Thompson:** \$53,449
- **Dr. Karen Molek & Dr. Mike Huggins:** \$929,628, NIH



Faculty Distinctions

- **Dr. Bhuvaneshwari Ramachandram: \$93,461**
- **Dr. George Stewart: \$120,000**
- **Dr. Karen Rasmussen: \$260,000**
- **Dr. Bob Markowitz: \$225,000**
- **123 Students participated in 2014 Scholars Symposium**
- **UWF Centers and Institutes: \$9,819,501**



Staff Distinctions

Employee of the Year



Keith King

Marion Viccars Award



Betsy Bowers



Academic Master Plan

- College Restructuring
- New University College focused on *HIP*




Dr. Steve Brown
CASSH



Dr. William Crawley
CEPS



Dr. Mike Huggins
CSEH



Dr. Greg Lanier
University College



2013/14 University Initiatives

- BOG Metrics Improvement Plan
- Strategic Enrollment plan
- Strategic Retention plan
- Diversity and Inclusion plan
- SACS/COC Reaffirmation, QEP
- Banner Implementation



Recruit, Retain, Reward

High Quality Faculty and Staff

- **\$165,983**- Faculty Promotions
- **\$1,000/\$1,400** – October 2013
- **\$500** Bonus – December 2013
- **\$600** Bonus to 35% - May 2014
- **3.8%** Bonus to out-of-unit faculty & staff, July 2014
- Affordable HealthCare Act



2014-2015 Legislative Outcomes

Request	Received
Maintain DPT/DNP	\$2M Recurring
Maintain & Enhance Complete Florida	\$3M Recurring \$3M Non-Recurring
Maintain FSBDC	\$4M Recurring
Maintain IT Performance	\$3.75M Recurring
Maintain Employee Benefits	No Cuts to Benefits
Strengthen STEM Pipeline	\$1.5M Non-Recurring \$100K Recurring
Haas State Wide Studies	\$155K Recurring
Regional Aerospace Initiatives	\$5M Non-Recurring
PECO, Building 58	\$11M Non-Recurring
Physician Assistance Program	\$1M Non-Recurring
Mechanical Engineering Program	\$1M Recurring \$1M Non-Recurring
Florida Virtual Campus	\$26 M



New Programs

- Cyber Security Specialization (B.S. and M.S.)
 - Cyber Security Certificate
 - Intelligence Analysis Certificate
 - Information Security Management Certificate
- Physician Assistant
- Mechanical Engineering





Partnerships

Professional Readiness

- Doctor of Physical Therapy
- Doctor of Nursing Practice
- Stetson Law Degree Partnership
- Confucius Institute
- Pensacola State College
- Tallahassee Community College






Innovation Institute






\$4.24M Fundraising



1001
The Bear Family Foundation, Inc.
Date 12/13/13
Pay To The Order Of UWF Foundation, Inc. \$ 1,000,000
One Million and 00/100 Dollars
For The Bear Family Foundation



Voices of Pensacola





East Campus Gate





Athletics

- Men's Tennis National Championship
- 8 Gulf South Conference Titles
 - More than any other school in GSC
- 79 Conference titles in UWF History
 - More than any other school in GSC
- Inaugural season for Swimming & Diving



Athletics





Athletics





UWF Football





Reflections from 2013-2014

- Graduated 3,309 students
- Received 2 International Student Awards, 3 National Awards, and 4 State Awards
- Received 5 National Rankings
- Over 10 New Partnerships
- Exceeded Fundraising Goal: Raised \$4m
- SACS Self Study Report
- Faculty/Staff Compensation
- Reorganized our colleges
- New Programs and Centers
- \$23 Million in Research
- Broke Ground on new Restaurant Complex
- Diversity Plan, Enrollment Plan, and Retention Plan
- Banner Implementation
- Legislative program funding



2014-2015 FOCUS



Fall Update

- 12,828 Students
- FTIC 1,447 Students
- FTIC 3.63 GPA 23 ACT
- FTIC 24.3% Diversity
- 37% from outside region
- 57% living on campus
- 92.3% Residence Halls Occupancy





Argo Arrival





Performance Funding Metrics

Points	EXCELLENCE (Achieving System Goals)					IMPROVEMENT (Recognizing Annual Improvement)									
	5	4	3	2	1	5	4	3	2	1					
1	Percent of Bachelor's Graduates Employed and/or Continuing their Education Further 1 Yr after Graduation					75%	70%	65%	60%	55%	5%	4%	3%	2%	1%
2	Median Average Full-time Wages of Undergraduates Employed in Florida 1 Yr after Graduation					\$40,000	\$35,000	\$30,000	\$25,000	\$20,000	5%	4%	3%	2%	1%
3	Average Cost per Undergraduate Degree to the Institution					\$20,000	\$22,500	\$25,000	\$27,500	\$30,000	5%	4%	3%	2%	1%
4	Six Year Graduation Rate Full-time and Part-time FTIC					70%	67.5%	65%	62.5%	60%	5%	4%	3%	2%	1%
5	Academic Progress Rate 2nd Year Retention with GPA Above 2.0					90%	87.5%	85%	82.5%	80%	5%	4%	3%	2%	1%
6	Bachelor's Degrees Awarded in Areas of Strategic Emphasis (includes STEM)					50%	45%	40%	35%	30%	5%	4%	3%	2%	1%
7	University Access Rate Percent of Undergraduates with a Pell-grant					30%	27.5%	25%	22.5%	20%	5%	4%	3%	2%	1%
8	Graduate Degrees Awarded in Areas of Strategic Emphasis (includes STEM)					50%	45%	40%	35%	30%	5%	4%	3%	2%	1%
Institution-Specific Metrics															
9	Board of Governors Choice (Varies by Institution)					Varies by metric					Varies by metric				
10	Board of Trustees Choice (Varies by Institution)					Varies by metric					Varies by metric				



SUS SCORES

Summary of Performance Funding Allocations

Institution	Score	\$100M Allocation of New Funds	Base Funds to be Allocated	Total Performance Funding Funds Allocated *
UF	42	\$22,453,117	(\$12,199,069)	\$44,393,268
USF	37	\$17,099,675	(\$9,004,505)	\$33,522,719
FIU	34	\$13,912,467	(\$7,103,925)	\$27,052,191
UCF	34	\$16,757,792	(\$8,953,386)	\$32,981,394
FSU	33	\$16,426,934	(\$10,677,507)	\$34,231,118
UNF	28	\$4,510,490	(\$2,931,819)	\$9,399,144
FGCU	28	\$3,297,844	(\$2,143,599)	\$6,872,183
FAMU	27	\$5,541,681	(\$3,602,093)	\$11,547,982
NCF	25		(\$645,594)	(\$645,594)
FAU	24		(\$5,213,263)	(\$5,213,263)
UWF	21		(\$2,525,240)	(\$2,525,240)
2013 Performance Funding and Gap Analysis Redistribution			(\$35,000,000) <i>UWF Share is \$1.3M</i>	


*Final Numbers May be Altered Based on if BOG Accepts Improvements Plans by Universities Under 26 Points





2014-15 Improvement Plan


- Create a comprehensive, centralized unit for student support services
- Increase # of full-time faculty members and academic advisors
- Develop new policies
 - Progress to degree
 - Attendance





Metrics Focus

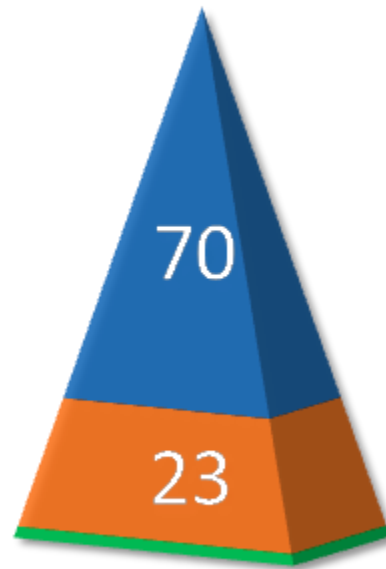
- Retention
- 6 Year Graduation Rates
- Excess Hours
- Telling our story





6 Year Graduation Rate

Fall 2008-2009 FTIC Students
that are Still Enrolled






- Senior
- Junior
- Sophomore



2014-15 Initiatives

- Implement our plans
 - BOG Improvement
 - Enrollment, Retention
 - Diversity
 - Campus Master Plan
- Complete Academic Restructuring
- General Education Reform
- QEP





Accreditation

- **Self Study** Complete
- **On-site team** in Spring
- **Decision** December 2015
- **QEP:** Professional Readiness-
Communication Skills. In earnest.



THANK YOU!